

Amendment to the Advanced Diploma in Fine Art Course in Design 2013.

Deleted the previous Courses of studies in Design and amended the same as follows:

**Semester Syllabus for Advanced Diploma in Fine Arts Course in Design.  
Design Department, Kala-Bhavana, Visva-Bharati.**

**Advanced Diploma in Fine Art 1<sup>st</sup> Year, 1<sup>ST</sup> Semester Course in Design**

**Practical Course Syllabus: (Textile)**

**Course no: TXTL- P1, Total Credit: 20**

**Duration 90 Days (June to December)**

There will be four specialized streams in textiles;

- a) Functional Textiles for Dress Fabrics.
- b) Functional Textiles for Furnishing Fabrics.
- c) Tapestry /Fibre art / Textile art & Surface Design.
- d) Fibre Sculpture.

A student should choose one of these as major and one as subsidiary. The time and weightage ratio between major and subsidiary will be 2:1 respectively.

Taking into account that there are generally 90 working days in one Semester Course Work should execute minimum two design projects in a Semester (This will give students four to six weeks for a project).

Under each project the student will be expected to produce the following:


- 1) An introductory note explaining the nature of the design problem (With particular reference to function, image, or market needs) or the objects being designed.
- 2) Background studies related to this, including historical survey, study of sources.
- 3) Visualization, sketches of alternatives.
- 4) Final range of objects, Variations.
- 5) Production details.

1,2,3, Involve study, written work and visuals under a teachers direction or advice . This will enlarge the students' design awareness about the knowledge of design - history and environmental implication.

4, 5, involve practical work.

Any assessment of the project should cover all these. The examination should be on the basis of an additional project in the final year (spread over march , April, each student should be assigned a project of his choice , so long as it is adequate to give evidence of his knowledge skills).

When a student completes his course he would have done seven projects, eight prototypes

  
প্রফেসর সিসির সাহা  
Prof. Sisir Saha  
অধ্যক্ষ  
Principal  
কলা-ভবন  
Kala-Bhavana  
বিশ্বভারতী, শান্তিনিকেতন  
Visva-Bharati, Santiniketan  
পিন-৭৩১২৩  
Pin-73123

Advanced Diploma in Fine Art 1<sup>st</sup> Year, 2<sup>nd</sup> Semester Course in Design  
Practical Course Syllabus: (Textile)  
Course no: TXTL- P2, Total Credit: 20  
Duration 90 Days (January to May)

There will be four specialized streams in textiles;

- a) Functional Textiles for Dress Fabrics.
- b) Functional Textiles for Furnishing Fabrics.
- c) Tapestry /Fibre art / Textile art & Surface Design.
- d) Fibre Sculpture.

A student should choose one of these as major and one as subsidiary. The time and weightage ratio between major and subsidiary will be 2:1 respectively.

Taking into account that there are generally 90 working days in one Semester Course Work should execute minimum two design projects in a Semester (This will give students four to six weeks for a project).

Under each project the student will be expected to produce the following:

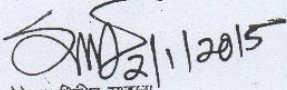
1. An introductory note explaining the nature of the design problem (With particular reference to function, image, or market needs) or the objects being designed.
2. Background studies related to this, including historical survey, study of sources.
3. Visualization, sketches of alternatives.
4. Final range of objects, Variations.
5. Production details.

1,2,3, Involve study, written work and visuals under a teachers direction or advice . This will enlarge the students' design awareness about the knowledge of design - history and environmental implication.

4, 5, involve practical work.

Any assessment of the project should cover all these. The examination should be on the basis of an additional project in the final year (spread over march , April, each student should be assigned a project of his choice , so long as it is adequate to give evidence of his knowledge skills).

When a student completes his course he would have done seven projects, eight prototypes.

  
21/1/2015

प्रोफेसर शिशिर साहना  
Prof. Sisir Sahana

अध्यक्ष  
Principal

कला-भवन  
Kala-Bhavana  
शिवे भारत, रावठिकिरी  
Mova-Bharati, Santiniketan  
पिन-731233  
Pin-731233

6

7

1

Advanced Diploma in Fine Art 2<sup>nd</sup> Year, 3rd Semester Course in Design

Practical Course Syllabus: (Textile)

Course no TXTL- P3, Total Credit: 20

Duration 90 Days (June to December)

There will be four specialized streams in textiles;

- a) Functional Textiles for Dress Fabrics.
- b) Functional Textiles for Furnishing Fabrics.
- c) Tapestry /Fibre art / Textile art & Surface Design.
- d) Fibre Sculpture.

A student should choose one of these as major and one as subsidiary. The time and weightage ratio between major and subsidiary will be 2:1 respectively.

Taking into account that there are generally 90 working days in one Semester Course Work should execute minimum two design projects in a Semester (This will give them four to six weeks for a project).

Under each project the student will be expected to produce the following:


- 1) An introductory note explaining the nature of the design problem (With particular reference to function, image, or market needs) or the objects being designed.
- 2) Background studies related to this, including historical survey, study of sources.
- 3) Visualization, sketches of alternatives.
- 4) Final range of objects, Variations.
- 5) Production details.

1,2,3, Involve study, written work and visuals under a teachers direction or advice . This will enlarge the students' design awareness about the knowledge of design - history and environmental implication.

4, 5, involve practical work.

Any assessment of the project should cover all these. The examination should be on the basis of an additional project in the final year (spread over march , Apri , each student should be assigned a project of his choice , so long as it is adequate to give evidence of his knowledge skills).

When a student completes his course he would have done seven projects, eight prototypes.

  
21/12/2015  
प्रोफेसर शिशिर साहना  
Prof. Sisir Sahana  
अध्यक्ष  
Principal  
कला-भवन 7  
Kala-Bhavan 7  
विश्वभारती, साहित्यिकेतन  
Visva-Bharati, Santiniketan  
पिन-731235  
Pin-731235

Advanced Diploma in Fine Art 2<sup>nd</sup> Year, 4<sup>th</sup> Semester Course in Design

Practical Course Syllabus: (Textile)

Course no: TXTL- P4, Total Credit: 30

Duration 90 Days (January to May)

- There will be four specialized streams in textiles;
- Functional Textiles for Dress Fabrics.
  - Functional Textiles for Furnishing Fabrics.
  - Tapestry /Fibre art / Textile art & Surface Design.
  - Fibre Sculpture.

A student should choose one of these as major and one as subsidiary. The time and weightage ratio between major and subsidiary will be 2:1 respectively.

Taking into account that there are generally 90 working days in one Semester Course Work should execute minimum two design projects in a Semester (This will give them four to six weeks for a project).

Under each project the student will be expected to produce the following:

- 1) An introductory note explaining the nature of the design problem (With particular reference to function, image, or market needs) or the objects being designed.
- 2) Background studies related to this, including historical survey, study of sources.
- 3) Visualization, sketches of alternatives.
- 4) Final range of objects, Variations.
- 5) Production details.

1,2,3, Involve study, written work and visuals under a teachers direction or advice. This will enlarge the students' design awareness about the knowledge of design - history and environmental implication.

4, 5, involve practical work.

Any assessment of the project should cover all these. The examination should be on the basis of an additional project in the final year (spread over march, April, each student should be assigned a project of his choice, so long as it is adequate to give evidence of his knowledge skills).

When a student completes his course he would have done seven projects, eight prototypes.

**N.B.** The write-up to be based on their practical works or on the survey of any sector of the existing design scene or the historical scene as seen through museum collections, books etc. A series of these can provide basic material for writing a design history.

There should be provision for taking students on observation tours to professional centers and introducing them to professional agencies.

Student should do documentation and research & submit their write up in the End Semester Exam. presentation along with their works.

प्रो. सिसिर साहाना

Prof. Sisir Sahana

Principal

8

संस्कृत-विभाग

के.ए.पी.ए. संस्कृत

विश्वविद्यालय, काशी

वे.ए. रोड, काशी

221003

Ph. 731235