

## Students' Feedback 2023-2024

This is the **summary** of the feedback – from outgoing UG & PG students – for the academic year 2023-24.

**Methodology:** Google Forms were sent to the registered emails of all outgoing undergraduate and postgraduate students for the year 2023-24.

The Google Forms were received centrally under full non-disclosure; complete secrecy and confidentiality, maintained both in raw data and the data-analysis/narrative that are given below. Space for individual comments were available for both systems and have been incorporated as much as feasible.

**Students' Feedback:** This feedback system comprised **twelve** parameters ranging across syllabi, pedagogy, teachers' evaluation and institutional support among many others including place for individual comments and suggestions/complaints.

Interaction with students were also done round the academic year so that teachers/departments were kept abreast with their wants/lacks and positive constructive suggestions.

**Observation:** Detailed department/school-wise feedback was made available to heads/principals of departments/schools/institutes so that micro-corrections and redressal may take place at various points.

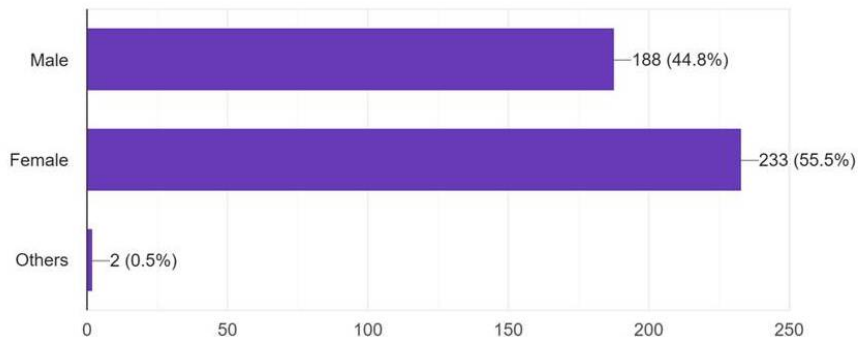
Individual members of the faculty were also asked to investigate areas that require attention and strengthening. The entire feedback is also available on the university website.

**Total number of respondents: 420**

**Number of female respondents: 233**

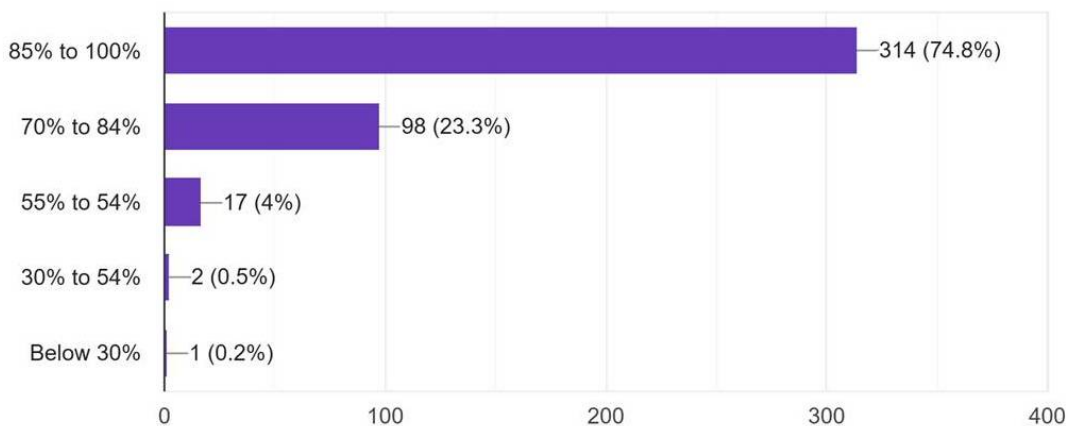
**Number of male respondents:188**

**Number of 'other' respondents: 2**



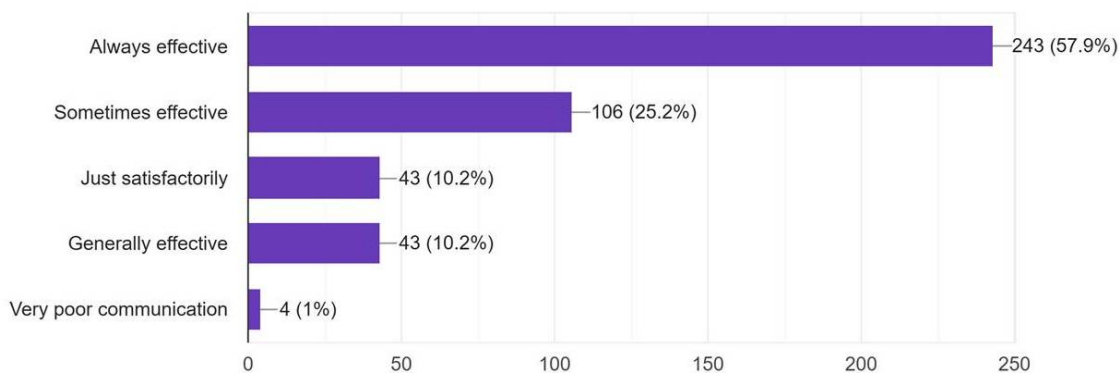
*1. How much of the syllabus was covered in class during the last semester?*

74.8% of students have confirmed that 85-100% of the syllabus was covered by academic departments during 2023-24 at Visva-Bharati while 23.3% of students say that 70-84% of the same syllabi were covered across all departments/schools and courses of study in the academic year 2023-24. This constitutes for an overwhelming majority – 97% – of students stating that 70-100% of the syllabi was covered during the year.



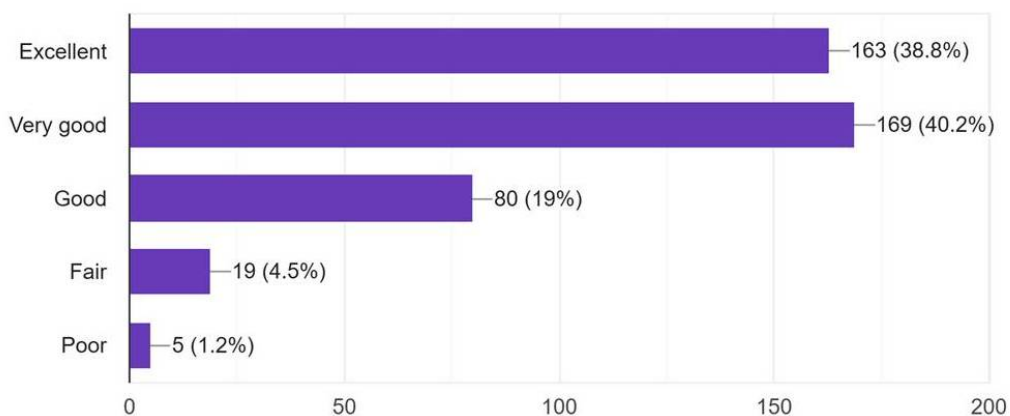
*2. How comfortable were you with the medium of teaching?*

57% of respondents agree that their teachers were ‘always effective’ while 25.2% consider them to be ‘sometimes effective’ in communicating with the students in classroom and other sites of pedagogical dissemination.



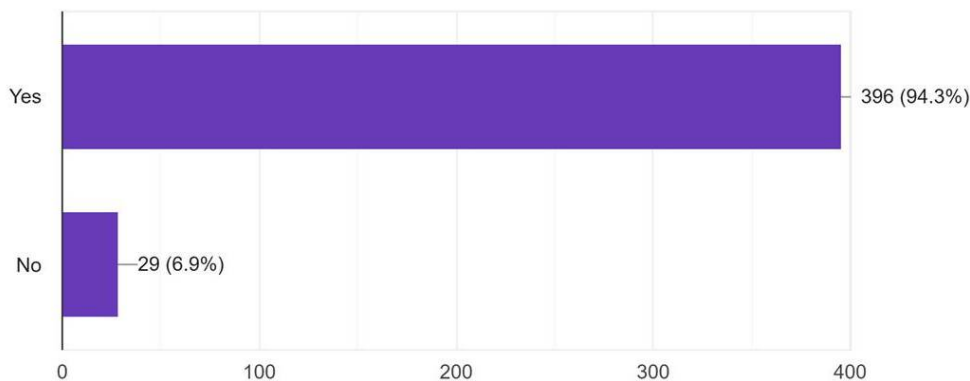
### 3. The teacher's approach to teaching can best be described as

38.8% of students have rated their teachers' approach to teaching as 'excellent' while 40.2% have rated them as 'very good' while 19% think that their teachers' approach to teaching is 'good' which means that an overwhelming majority of students have evaluated their teachers between 'good', 'very good' and 'excellent'.



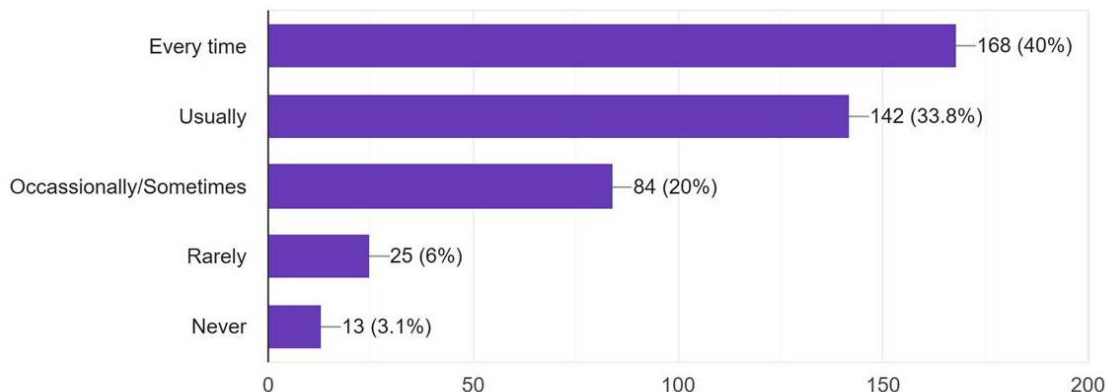
### 4. Whether there was continuous evaluation/internal assessment during the last semester?

An overwhelming majority of students – 94% – have reiterated the fact that the university has been continuously evaluating them throughout the last semester through the various modes of internal assessments.



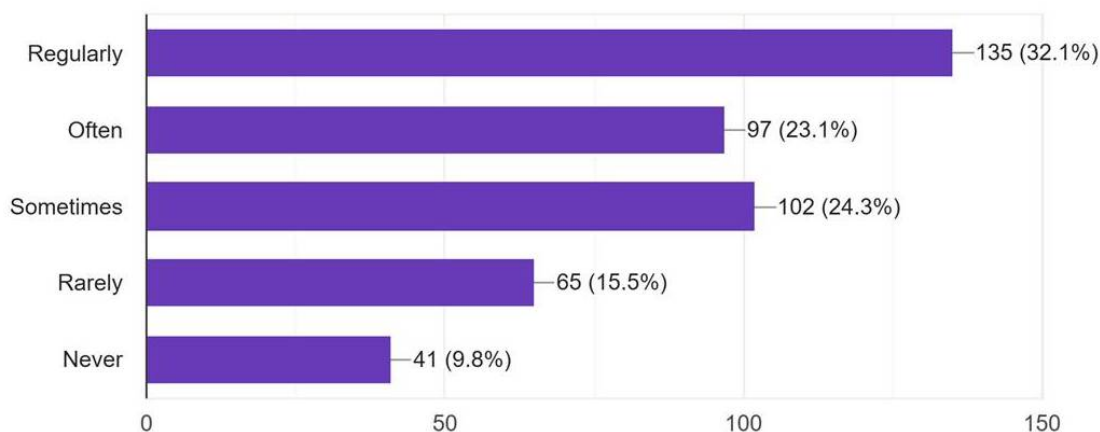
*5. Was your performance in assignments discussed with you?*

Almost 40% of students agree that teachers discuss assignments with them: 33.8% of students say that the teachers discussed their assignments and other academic activities with them ‘every time’ while 20% opine that their teachers ‘usually’ discussed the same with them.



*6. The institute takes active interest in promoting internship, student exchange, field visit opportunities for students.*

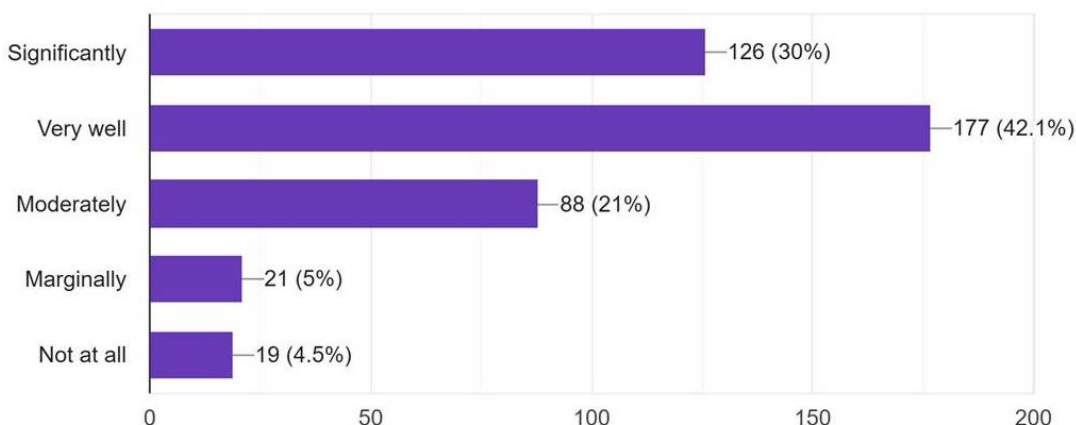
This response elicited mixed responses unlike the earlier ones with 32.1% of students saying that the university ‘regularly’ took a proactive interest in promoting exchanges and field-trips while 47.4% registered that the institution ‘often’ and ‘sometimes’ showed interest respectively regarding the question as proposed above.



*7. The teaching and mentoring process in your institution facilitates you in cognitive, social and emotional growth*

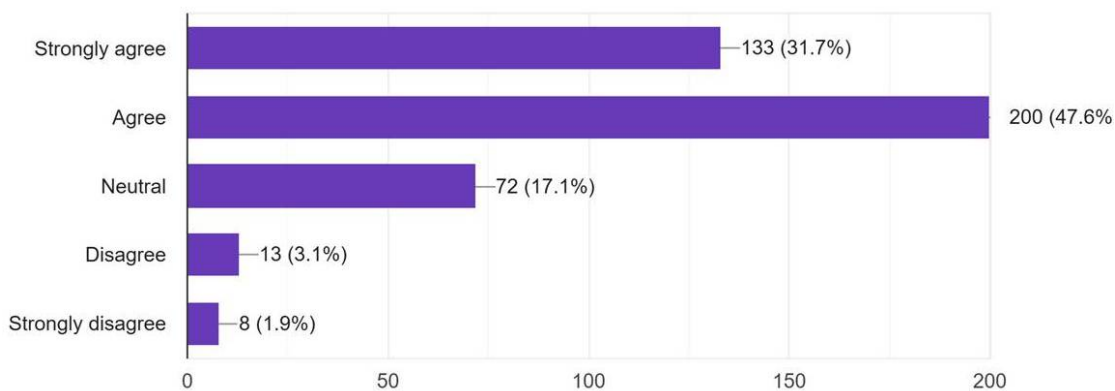
66.9% of students feel positively of the socio-emotional and cognitive mentoring at Visva-Bharati: 24% and 42.9% of student respondents consider Visva-Bharati as ‘very well’ and ‘significantly’, respectively, engendering cognitive, social and emotional growth above and beyond the academic and pedagogical purported practices of academic institutions while 25.8% are of the

opinion that the institution ‘moderately’ facilitates such cognitive, social and emotional growth.



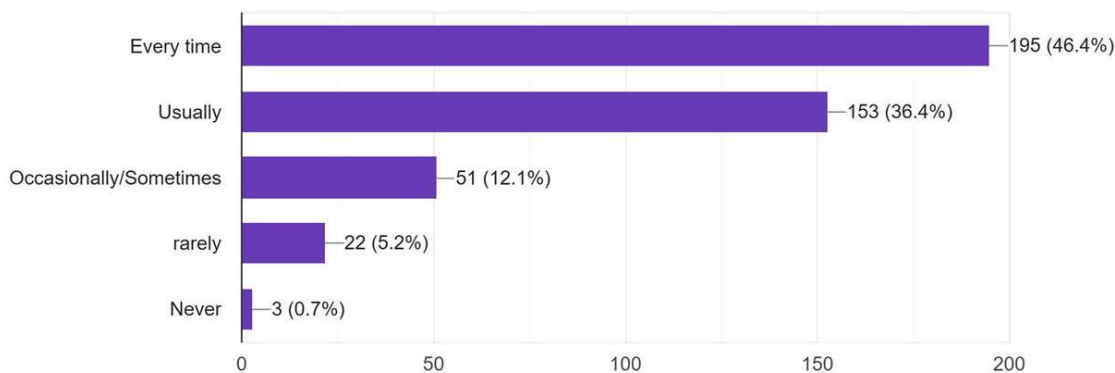
#### *8. The institution provides multiple opportunities to learn and grow*

In direct continuation of the earlier matrix, almost 79% of students polled during this exercise think that the institution positively helps them to develop as social and academic human beings: 31.7% and 47.6% of students who have responded to the feedback, respectively ‘agree’ and ‘strongly agree’ that Visva-Bharati provides multiple opportunities to learn and grow while only 17.1% decided to remain ‘neutral’.



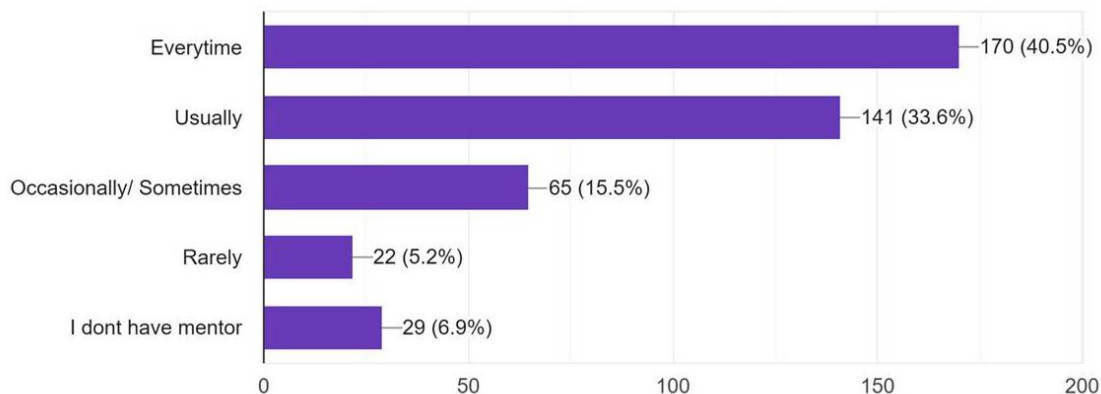
#### *9. Teachers inform you about your expected competencies, course and programme outcomes*

An overwhelming (79.8%) number of respondents – 46.2% and 33.6% – agree that teachers inform them of their performances ‘every time’ and ‘usually’ respectively based upon course and programme outcomes.



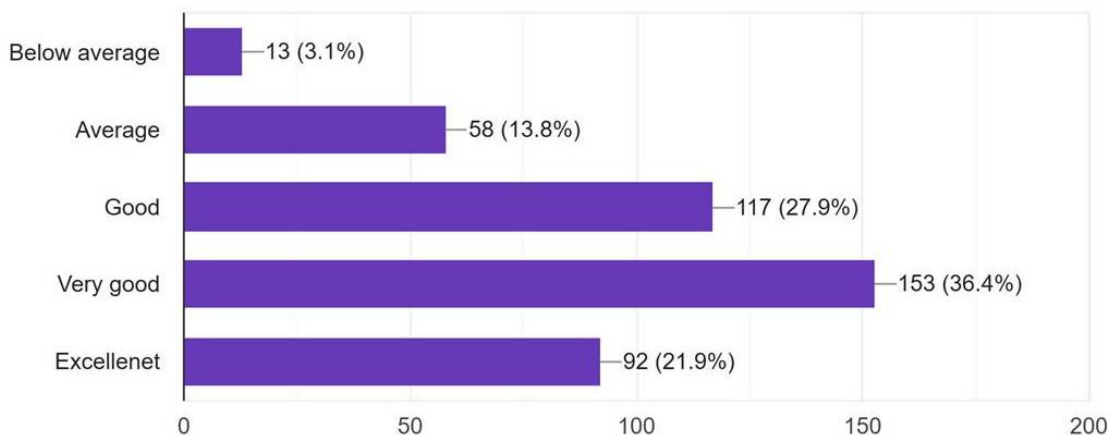
*10. Your mentor does a necessary follow-up with an assigned task to you.*

A stunning (76.6%) number of respondents agree that teachers follow up with an assigned task with them 'every time' and 'usually' respectively as part of their continuous evaluation and mentoring.



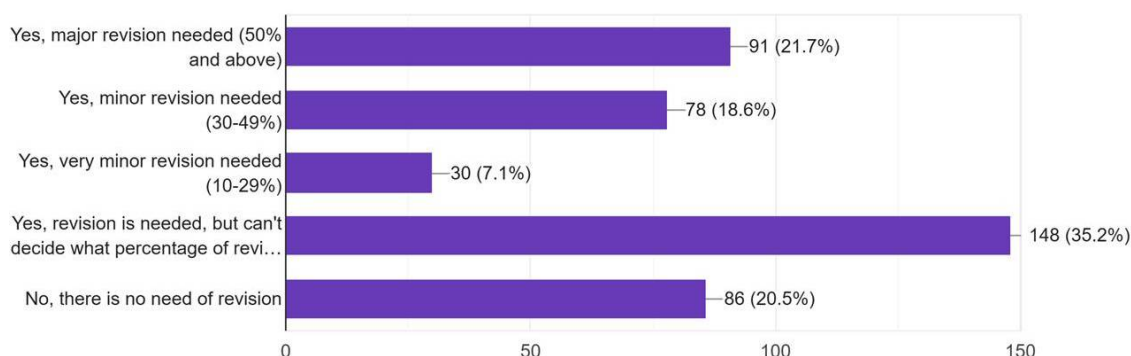
*11. Your overall academic experiences?*

The overall academic experience of students at Visva-Bharati is conducive, positive and hope-inspiring. While 18% of the respondents find the overall academic experience at Visva-Bharati 'excellent', 64.3% of the respondents find the experience 'very good' (36.4%) and 'good' (27.9%).



*12. Do you feel the syllabi of your programme needs any revision?*

21.7% students feel that more than 50% of the syllabus should be revised while 25% students are on agreement that minor revisions amounting to below 30% of the present syllabi would be sufficient.



### Action taken/To Be taken

In their feedback forms most of the students expressed their proud feeling of being a part of Visva-Bharati. Some of them bemused on their rich experience. They also proclaimed on the remarkable learning experience from the committed teachers.

1.	<b>Syllabi related</b>	Continuous revisions of course content and options of many choice-based curricula with components targeted at the job-oriented market forces as well as higher spheres of education and learning are also being sought by students. Consequently, this ties up with the fact of a need for revision of syllabi and make them industry-based as much as possible) in tandem with various departments.
2	<b>Teaching Language Related</b>	Few expressed their displeasure of being taught in native language in a few departments. The authority has taken utmost care to this issue and alerted alongwith.
3.	<b>Regarding Sanitation Hygiene</b>	Regarding the cleaning of toilets and premises authority has already started to deal with this important issue with utmost sincerity.